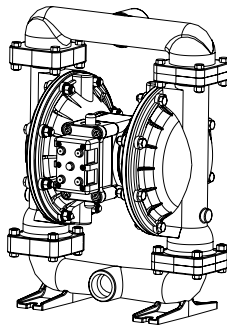
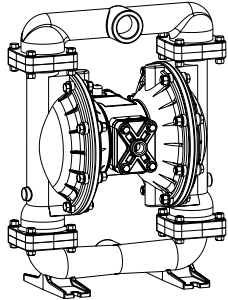


**WARREN  
RUPP®**

Quality System  
ISO9001 Certified

Environmental  
Management System  
ISO14001 Certified

**IDEX**  
IDEX CORPORATION



CE

U.S. Patent #5,996,627 & 6,241,487  
Other U.S. Patents Applied for



I M2 c/b T5  
II 2GD b T5

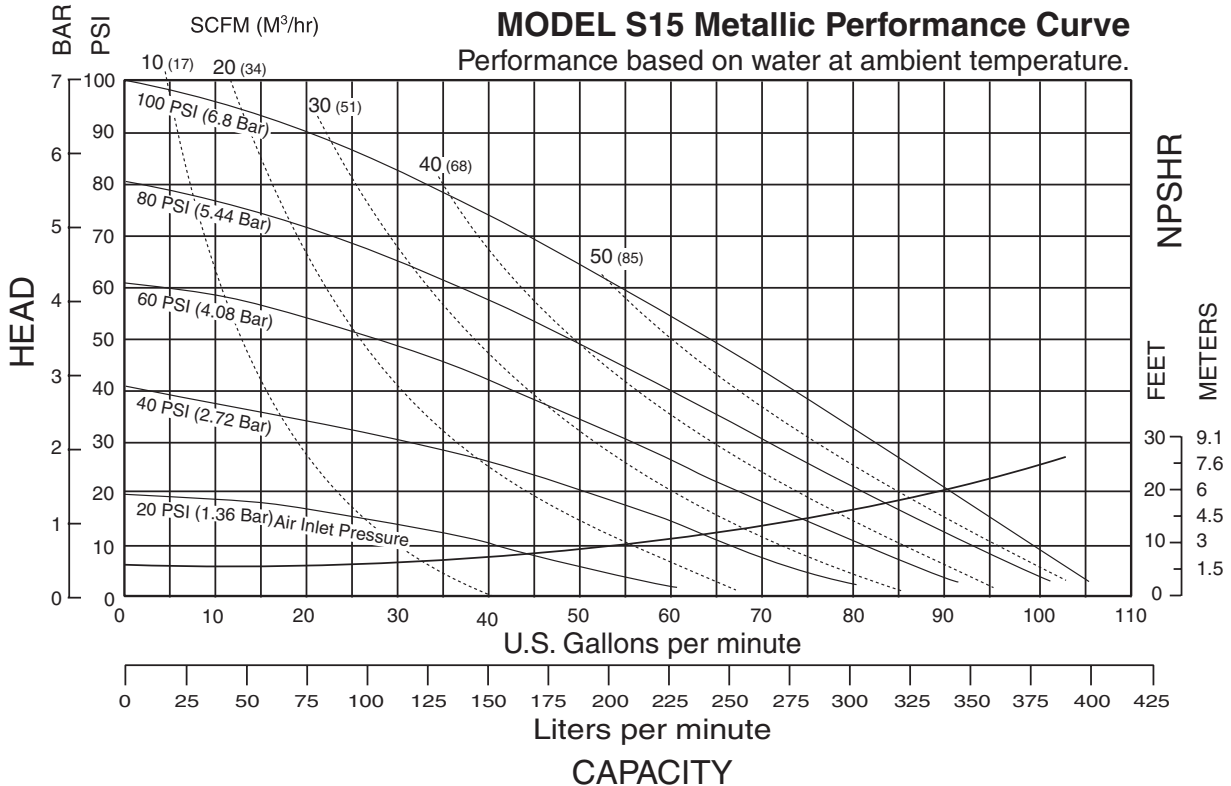
**SANDPIPER®**  
A WARREN RUPP PUMP BRAND

# S15 Metallic Design Level 1 Ball Valve

**Air-Powered  
Double-Diaphragm Pump**

ENGINEERING, PERFORMANCE  
& CONSTRUCTION DATA

INTAKE/DISCHARGE PIPE SIZE	CAPACITY	AIR VALVE	SOLIDS-HANDLING	HEADS UP TO	DISPLACEMENT/STROKE
1½" NPT(internal) 1½" BSPT Tapered (internal)	0 to 106 gallons per minute (0 to 401 liters per minute)	No-lube, no-stall design	Up to .25 in. (6mm)	125 psi or 289 ft. of water (8.6 Kg/cm <sup>2</sup> or 86 meters)	.41 Gallon / 1.55 liter



SANDPIPER® pumps are designed to be powered only by compressed air.

# Explanation of Pump Nomenclature

## S15 Metallic · Design Level 1· Ball Valve

MODEL	Pump Brand	Pump Size	Check Valve Type	Design Level	Wetted Material	Diaphragm/ Check Valve Materials	Check Valve Seat	Non-Wetted Material Options	Porting Options	Pump Style	Pump Options	Shipping Kit Options	Weight lbs. (kg)
S15B1ABWANS000.	S	15	B	1	A	B	W	A	N	S	0	00.	53 (24)
S15B1ACTANS000.	S	15	B	1	A	C	T	A	N	S	0	00.	53 (24)
S15B1AEWANS000.	S	15	B	1	A	E	W	A	N	S	0	00.	53 (24)
S15B1AGTANS000.	S	15	B	1	A	G	T	A	N	S	0	00.	53 (24)
S15B1ANWANS000.	S	15	B	1	A	N	W	A	N	S	0	00.	53 (24)
S15B1A1WANS000.	S	15	B	1	A	1	W	A	N	S	0	00.	53 (24)
S15B1AVWANS000.	S	15	B	1	A	V	W	A	N	S	0	00.	53 (24)
S15B1IBWANS000.	S	15	B	1	I	B	W	A	N	S	0	00.	93 (42)
S15B1ICTANS000.	S	15	B	1	I	C	T	A	N	S	0	00.	93 (42)
S15B1IEWANS000.	S	15	B	1	I	E	W	A	N	S	0	00.	93 (42)
S15B1IGTANS000.	S	15	B	1	I	G	T	A	N	S	0	00.	93 (42)
S15B1INWANS000.	S	15	B	1	I	N	W	A	N	S	0	00.	93 (42)
S15B1I1WANS000.	S	15	B	1	I	1	W	A	N	S	0	00.	93 (42)
S15B1IVWANS000.	S	15	B	1	I	V	W	A	N	S	0	00.	93 (42)
S15B1IEWANS000.	S	15	B	1	I	E	W	A	N	S	0	00.	93 (42)
S15B1SBWANS000.	S	15	B	1	S	B	W	A	N	S	0	00.	95 (43)
S15B1SCTANS000.	S	15	B	1	S	C	T	A	N	S	0	00.	95 (43)
S15B1SGTANS000.	S	15	B	1	S	G	T	A	N	S	0	00.	95 (43)
S15B1SNWANS000.	S	15	B	1	S	N	W	A	N	S	0	00.	95 (43)
S15B1S1WANS000.	S	15	B	1	S	1	W	A	N	S	0	00.	95 (43)
S15B1SVWANS000.	S	15	B	1	S	V	W	A	N	S	0	00.	95 (43)

### Pump Brand

S= SANDPIPER®

### Pump Size

15=1½"

### Check Valve Type

B= Ball

### Design Level

1= Design Level

### Wetted Material

A= Aluminum

I = Cast Iron

S= Stainless Steel

### Diaphragm Check Valve Materials

1= Santoprene/Santoprene

B= Buna/Buna

C= Viton/ PTFE

E=EPDM/EPDM

G=PTFE -Neoprene/PTFE

N= Neoprene/Neoprene

V=Viton/Viton

### Check Valve Seat

A= Aluminum

C= Carbon Steel

S= Stainless Steel

T= PTFE

W= UHMW Polyethylene

### Non-Wetted Material Options

A= Painted Aluminum

I= Cast Iron

S= Stainless Steel w/Stainless

Steel Hardware

J= Painted Aluminum

w/PTFE Coated Hardware

Y= Painted Aluminum

w/ Stainless Steel Hardware

Z= Cast Iron with Stainless Steel

Hardware

### Porting Options

N= NPT Threads

B= BSPT (Tapered) Threads

### Pump Style

S= Standard

### Pump Options

0= None

1= 3M Muffler

2= Mesh Muffler

3= High temperature Air Valve


w/Encapsulated Muffler

4= High temperature Air Valve

w/3M Muffler

5= High temperature Air Valve

w/Mesh Muffler

6= Metal Muffler\* 

### Kit Options

00.=None

P0.=0-30VDC Pulse Output Kit

P1.=Intrinsically-Safe 10-30VDC

Pulse Output Kit

P2.=110/120 or 220/240VAC

Pulse Output Kit

P3.=Intrinsically-Safe 110/120VAC

Pulse Output Kit

P4.=Intrinsically-Safe 220/240VAC

Pulse Output Kit

SP.=Stroke Indicator Pins

\*



Note: ATEX compliant pumps must be ordered with a metal muffler 

**CAUTION! Operating temperature limitations are as follows:**

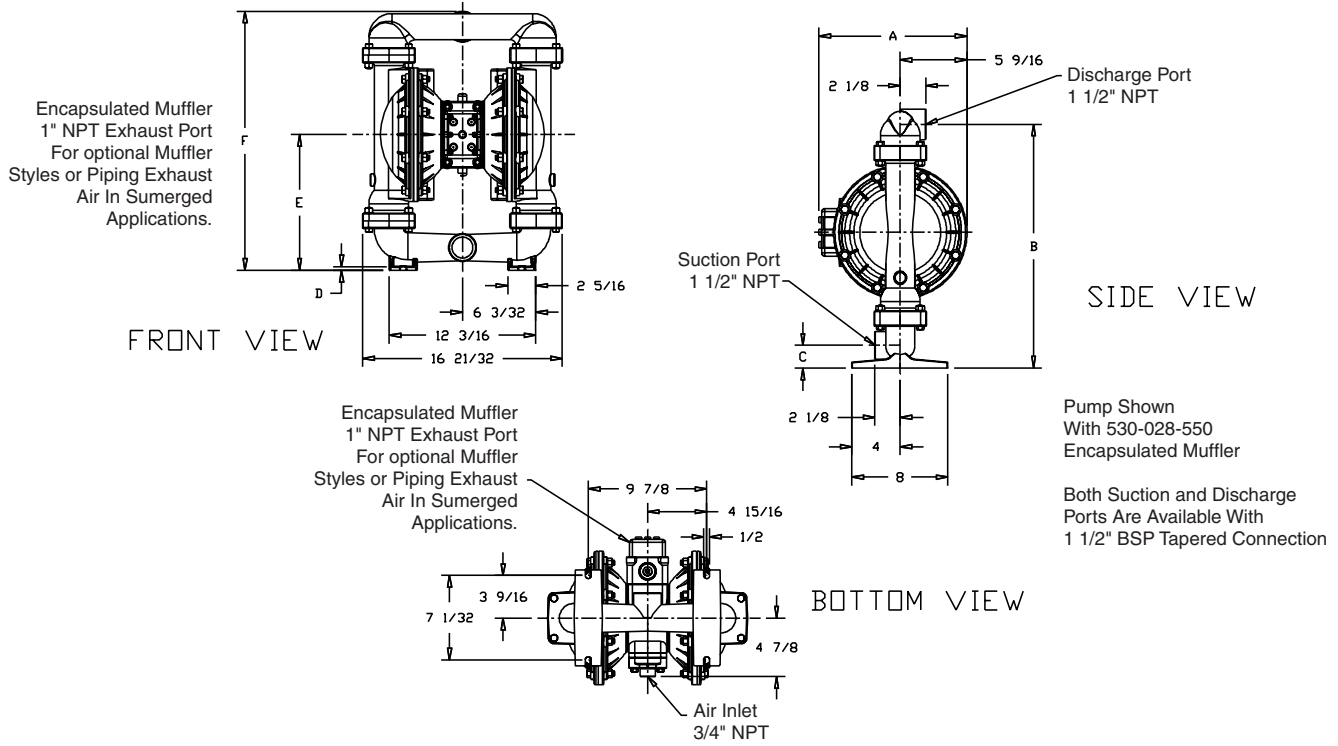
<b>Materials</b>	<b>Operating Temperatures</b>	
	<b>Maximum</b>	<b>Minimum</b>
<b>Buna N</b> General purpose, oil-resistant. Shows good solvent, oil, water and hydraulic fluid resistance. Should not be used with highly polar solvents like acetone and MEK, ozone, chlorinated hydrocarbons and nitro hydrocarbons.	190°F 88°C	-10°F -23°C
<b>EPDM</b> Shows very good water and chemical resistance. Has poor resistance to oil and solvents, but is fair in ketones and alcohols.	280°F 138°C	-40°F -40°C
<b>Neoprene</b> All purpose. Resistant to vegetable oil. Generally not affected by moderate chemicals, fats, greases and many oils and solvents. Generally attacked by strong oxidizing acids, ketones, esters, nitro hydrocarbons and chlorinated aromatic hydrocarbons.	200°F 93°C	-10°F -23°C
<b>Santoprene®</b> Injection molded thermoplastic elastomer with no fabric layer. Long mechanical flex life. Excellent abrasion resistance.	275°F 135°C	-40°F -40°C
<b>Virgin PTFE</b> Chemically inert, virtually impervious. Very few chemicals are known to react chemically with PTFE: molten alkali metals, turbulent liquid or gaseous fluorine and a few fluoro-chemicals such as chlorine trifluoride or oxygen difluoride which readily liberate free fluorine at elevated temperatures.	220°F 104°C	-35°F -37°C
<b>Viton®</b> Shows good resistance to a wide range of oils and solvents; especially all aliphatic, aromatic and halogenated hydrocarbons, acids, animal and vegetable oils. Hot water or hot aqueous solutions (over 70°F) will attack Viton.	350°F 177°C	-40°F -40°C
<b>UHMW PE</b>	180°F 82°C	-35°F -37°C

For specific applications, always consult The Warren Rupp Chemical Resistance Chart

# Dimensions: S15 Metallic

Dimensions in Inches

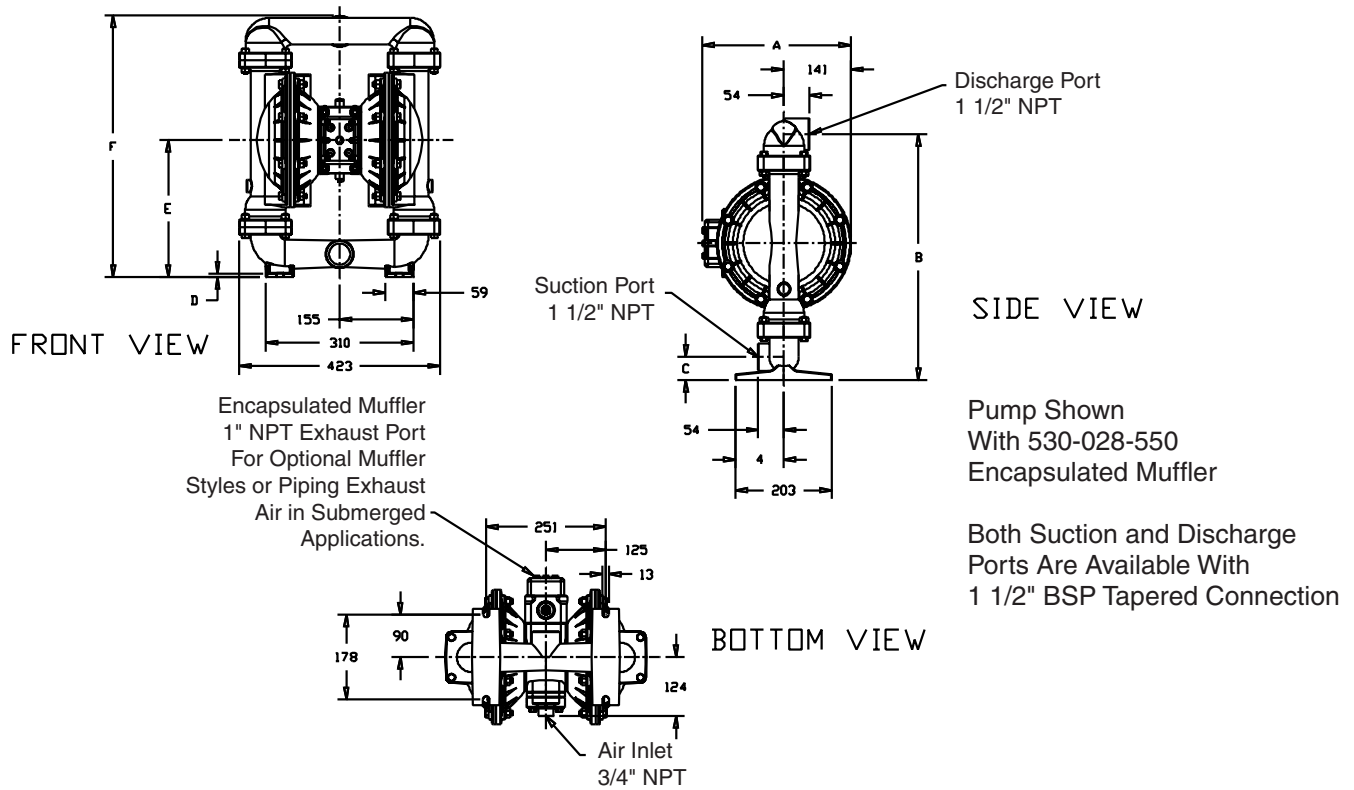
Dimensional Tolerance:  $\pm 1/8$ "



Dimension	A	B	C	D	E	F
Encapsulated Muffler	12 11/32					
Pulse Output Kit	13 23/32					
Aluminum		20 5/16	1 29/32	5/16	11 5/16	21 19/32
Stainless Steel		20 3/8	1 31/32	3/8	11 3/8	21 21/32
Mesh Muffler	14 9/32					
Sound Dampening	14 9/32					
Metal Muffler	13 3/4					

# Dimensions: S15 Metallic

Dimensions in Millimeters  
Dimensional Tolerance: ± 3mm



Dimension	A	B	C	D	E	F
Encapsulated Muffler	314					
Pulse Output Kit	349					
Aluminum		516	48	8	287	548
Stainless Steel		518	50	10	289	550
Mesh Muffler	379					
Sound Dampening	379					
Metal Muffler	368					